



District Report Card: 2017


State: Jammu And Kashmir	District: Jammu
Class: 8	Subject: Mathematics
Schools: 51	Students: 784


Participation/Coverage


Students

<div>GENDER</div> <div></div>	Boys				Girls			
	Number		%		Number		%	
	392		50.00		392		50.00	

<div>AREA</div> <div></div>	Rural				Urban			
	Number		%		Number		%	
	576		73.47		208		26.53	

<div>CATEGORY</div> <div></div>	SC		ST		OBC		GEN	
	Number	%	Number	%	Number	%	Number	%
	326	41.58	129	16.45	55	7.02	274	34.95

<div>CWSN</div> <div></div>	LD	VI	HI	S&LD	ID	Oth
	2	0	0	15	2	20

<div>Management</div> <div></div>	Government			Government-aided		
	Number		%	Number		%
	784		100.00	0		0.00

Average Performance of Students in Mathematics (%)

Overall	Gender		Area		Management		Social Group			
	Male	Female	Rural	Urban	Govt.	Aided	SC	ST	OBC	GEN
33.30	32.19	34.40	30.98	39.71	33.30	0.00	33.82	31.99	36.24	32.70

Performance on Learning Outcomes (LOs)

Learning Outcomes	Description	Average Performance(%)
M601	Solves problems involving large numbers by applying appropriate operations	41.71
M606	Solves problems on daily life situations involving addition and subtraction of fractions / decimals	29.40
M620	Finds out the perimeter and area of rectangular objects in the surroundings like floor of the class room, surfaces of a chalk box etc.	30.37
M621	Arranges given/collected information in the form of table, pictograph and bar graph and interprets them	28.64
M702	Interprets the division and multiplication of fractions	27.30
M705	Solves problems related to daily life situations involving rational numbers	43.88
M706	Uses exponential form of numbers to simplify problems involving multiplication and division of large numbers	26.68
M707	Adds/subtracts algebraic expressions	41.20
M710	Solves problems related to conversion of percentage to fraction and decimal and vice versa	22.54
M717	Finds out approximate area of closed shapes by using unit square grid/graph sheet	30.15
M719	Finds various representative values for simple data from her/his daily life contexts like mean, median and mode	47.04
M721	Interprets data using bar graph	33.94
M801	Generalizes properties of addition, subtraction, multiplication and division of rational numbers through patterns	30.05
M802	Finds rational numbers between two given rational numbers	27.72
M803	Proves divisibility rules of 2, 3, 4, 5, 6, 9 and 11	38.19
M804	Finds squares, cubes, square roots and cube roots of numbers using different methods	25.91
M808	Uses various algebraic identities in solving problems of daily life	39.12
M812	Verifies properties of parallelogram and establishes the relationship between them through reasoning	20.73
M818	Finds surface area and volume of cuboidal and cylindrical object	33.94
M819	Draws and interprets bar charts and pie charts	35.71

Range of Performance of Students who Answered Correctly							
Below 30%		30% - 50%		50% - 75%		Above 75%	
Number	%	Number	%	Number	%	Number	%
364	46.43	298	38.01	111	14.16	11	1.40

Lowest Performing Learning Outcomes (LOs)

- 1 - Verifies properties of parallelogram and establishes the relationship between them through reasoning (20.73)
- 2 - Solves problems related to conversion of percentage to fraction and decimal and vice versa (22.54)
- 3 - Finds squares, cubes, square roots and cube roots of numbers using different methods (25.91)

- 4 - Uses exponential form of numbers to simplify problems involving multiplication and division of large numbers (26.68)
- 5 - Interprets the division and multiplication of fractions (27.30)